

Scaled data based on original data using  
LM-79-08 Approved Method: Electrical and Photometric Measurements of Solid-  
State Lighting Products

Test Report Prepared for  
Cooper Lighting Solutions  
(formerly Eaton)

Brand: STREETWORKS

Report Number: P383123

Luminaire Tested: **GAN-SA4C-735-U-T3**

Issue Date: 3/3/2020

**Test Information**

Test Method: LM-79-08  
Report Number: P383123  
TEST IS SCALED FROM IESNA LM-79-08 TEST DATA (G2-1903-205-14)  
Test Lab: INNOVATION CENTER  
Issue Date: 3/3/2020  
Manufacturer: COOPER LIGHTING SOLUTIONS (FORMERLY EATON)  
Product Line: STREETWORKS  
Catalog Number: GAN-SA4C-735-U-T3  
Description: GALLEON AREA AND ROADWAY LUMINAIRE  
(4) 70 CRI, 3500K, 1050mA LIGHTSQUARES WITH 16 LEDS EACH AND TYPE III OPTICS  
Light Source: -  
Ballast/Driver: ELECTRONIC DRIVER

**Summary**

Lumens per Lamp: N/A  
Luminaire Lumens: 26585.4 lumens  
Efficiency: N/A  
Efficacy: 118.2 lumens/watt  
Luminous Opening: Rectangular (W 1' x L: 1' x H: 0')  
IES Classification: Type III - Short  
BUG Rating: B3 - U0 - G4

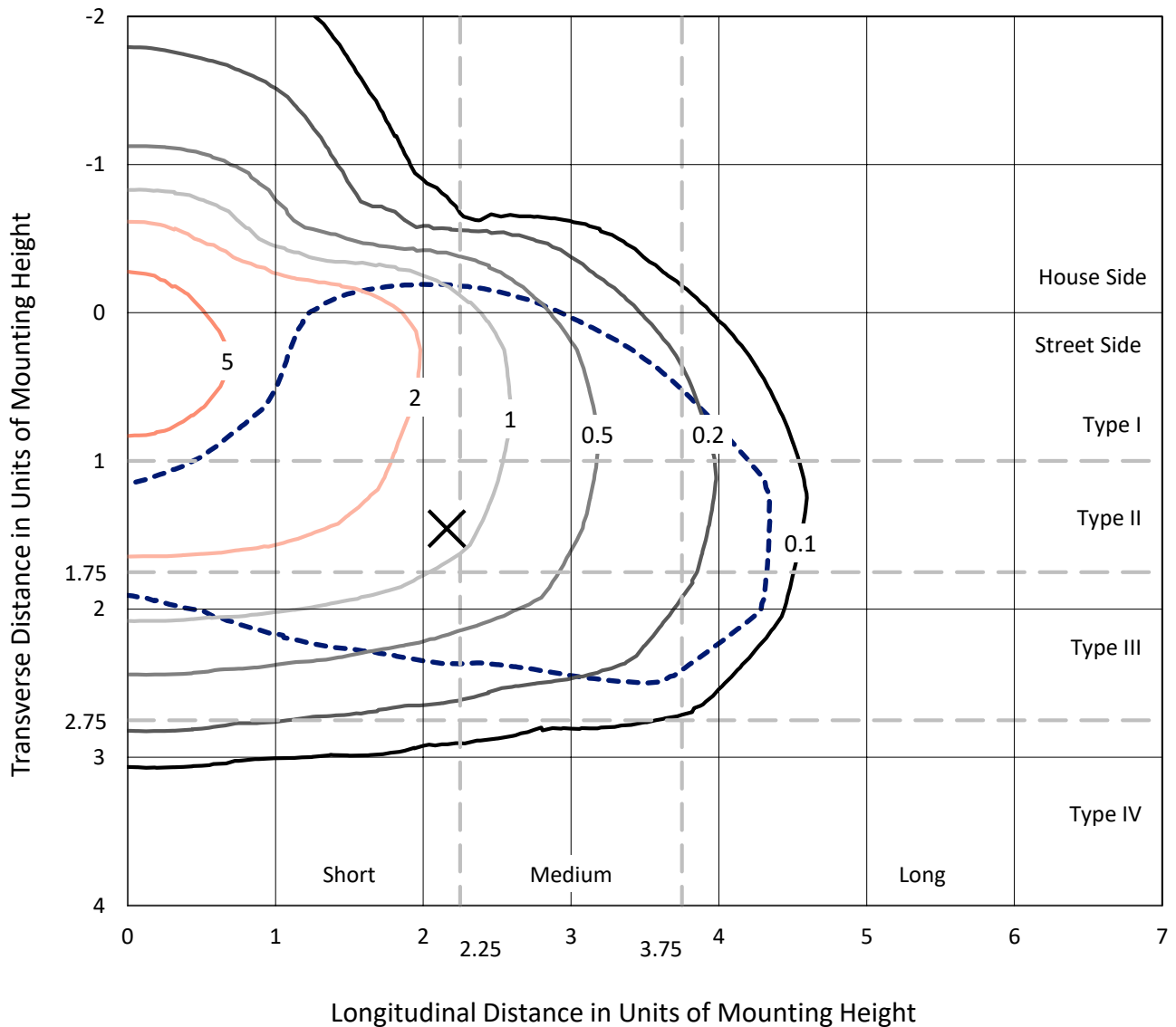
Input Watts (W): 225  
Input Voltage (V): NR  
Input Current (Ain): NR  
Voltage Rise (V): NR  
Power Factor: NR  
Total Harmonic Distortion (THDi): NR  
Frequency (hertz): 60  
Stabilization Time: NR  
Operation Time: NR  
Ambient Temperature (°C): NR  
Test Distance: 24 FT



REPORT NUMBER: P383123  
 CATALOG NUMBER: GAN-SA4C-735-U-T3

### Iso-Footcandle Lines of Horizontal Illumination

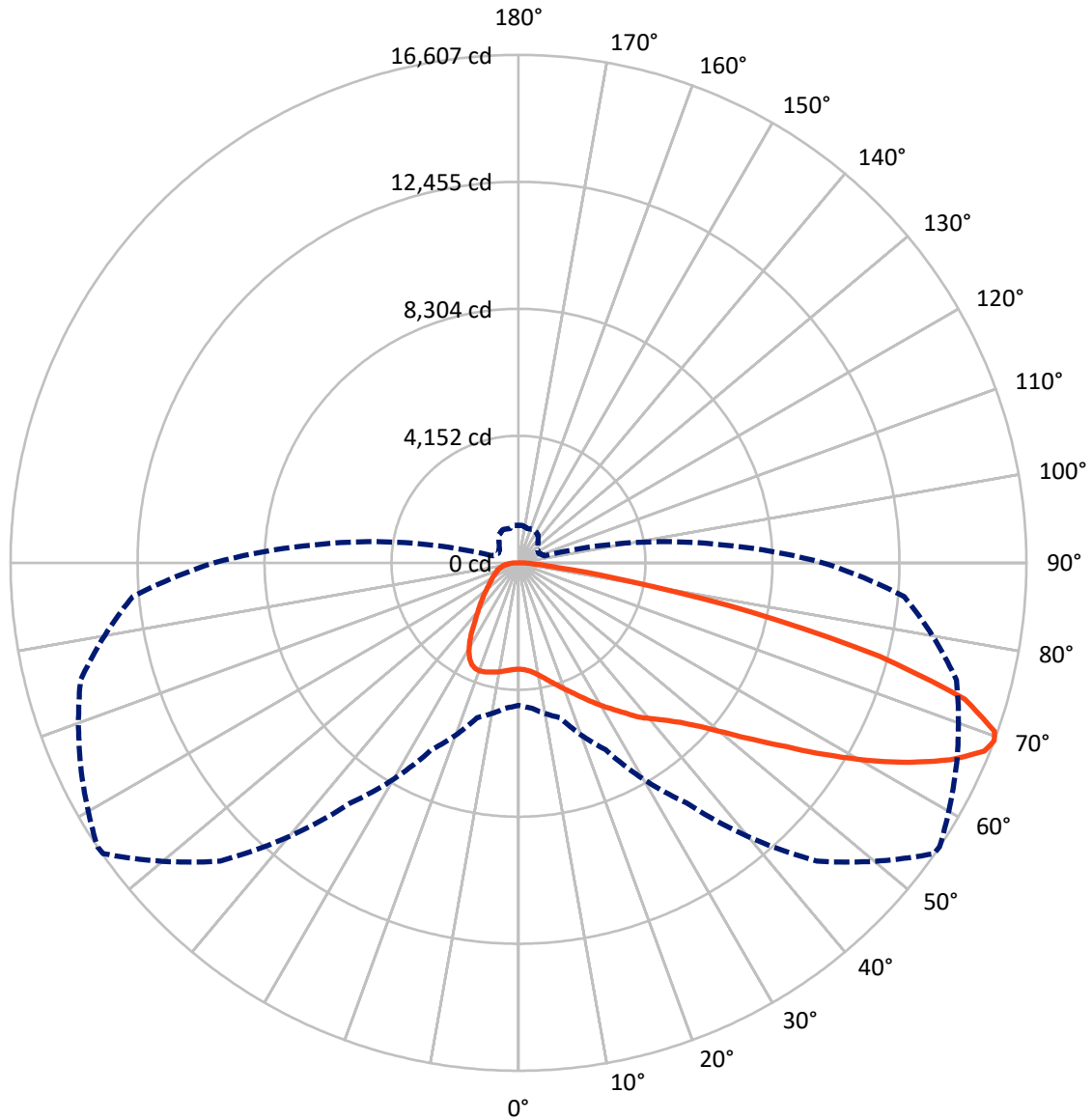
✕ Max cd  
 - - - 1/2 Max cd



Based on 25 foot mounting height. Maximum calculated value = 6.1 fc  
 Type III - Short - N/A

REPORT NUMBER: P383123  
CATALOG NUMBER: GAN-SA4C-735-U-T3

### Luminous Intensity Polar Plot



— Vertical Plane Through 56-Deg Lateral      - - - Horizontal Cone Through 69-Deg Vertical

REPORT NUMBER: P383123  
 CATALOG NUMBER: GAN-SA4C-735-U-T3

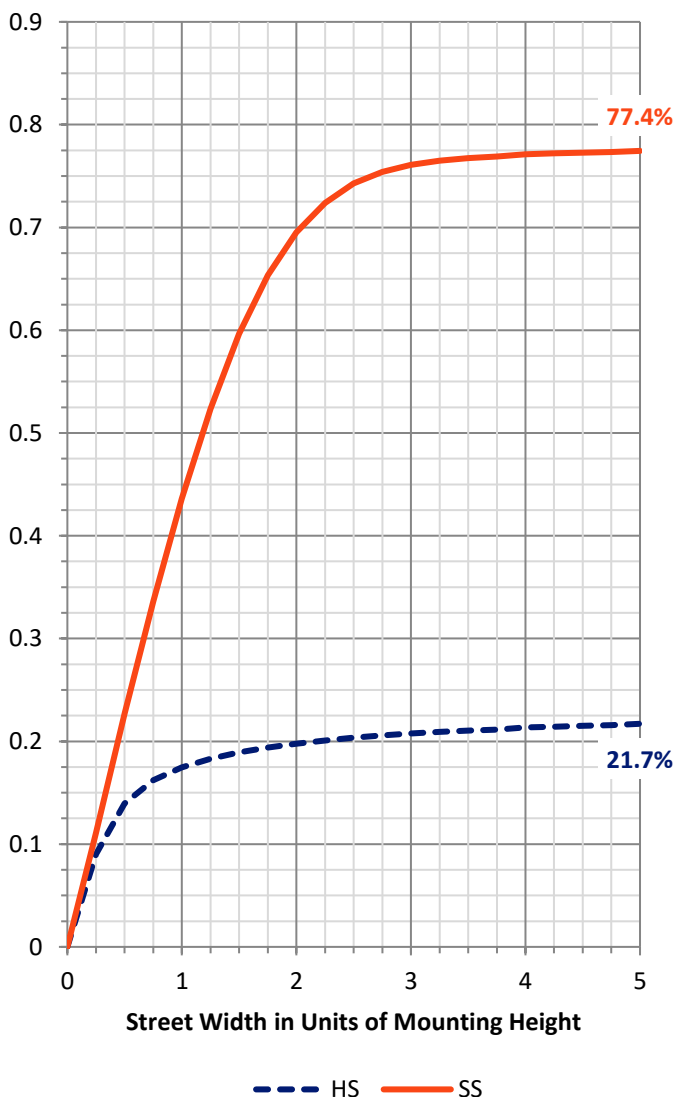
**FLUX DISTRIBUTION:**

		Downward	Upward	Total
<b>House Side</b>	Lumens	5920.5	0.0	5920.5
	% Fixture	22.3	0.0	22.3
<b>Street Side</b>	Lumens	20664.9	0.0	20664.9
	% Fixture	77.7	0.0	77.7
<b>Total</b>	Lumens	26585.4	0.0	26585.4
	% Fixture	100.0	0.0	100.0

**ZONAL LUMENS:**

Zone	Lumens	% Fixture
0°-10°	341.4	1.3
10°-20°	1097.7	4.1
20°-30°	1916.1	7.2
30°-40°	2752.5	10.4
40°-50°	3809.3	14.3
50°-60°	5581.1	21.0
60°-70°	6804.4	25.6
70°-80°	3761.9	14.2
80°-90°	521.0	2.0
90°-100°	0.0	0.0
100°-110°	0.0	0.0
110°-120°	0.0	0.0
120°-130°	0.0	0.0
130°-140°	0.0	0.0
140°-150°	0.0	0.0
150°-160°	0.0	0.0
160°-170°	0.0	0.0
170°-180°	0.0	0.0
0°-90°	26585.4	100.0
0°-180°	26585.4	100.0

**Coefficient of Utilization**



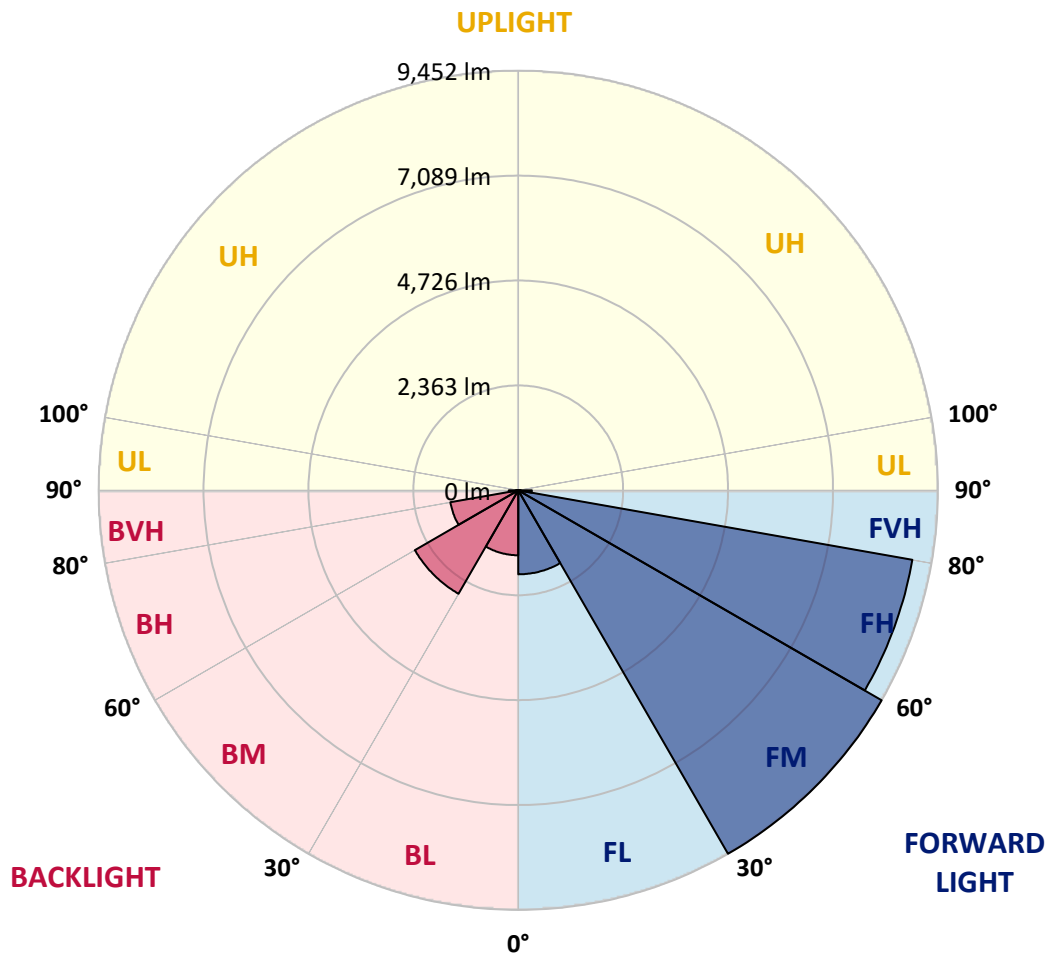
REPORT NUMBER: P383123  
 CATALOG NUMBER: GAN-SA4C-735-U-T3

**LUMINAIRE CLASSIFICATION SYSTEM LUMEN TABLE AND BUG RATING:**

Zone	Lumens	% Fixture	Zone Rating/Lumen Limit		
			B	U	G
FL (0°-30°)	1892.1	7.1			
FM (30°-60°)	9452.1	35.6			
FH (60°-80°)	9013.8	33.9			G4/12000
FVH (80°-90°)	306.9	1.2			G3/500
BL (0°-30°)	1463.1	5.5	B3/2500		
BM (30°-60°)	2690.7	10.1	B3/5000		
BH (60°-80°)	1552.6	5.8	B3/2500		G3/2500
BVH (80°-90°)	214.1	0.8			G2/225
UL (90°-100°)	0.0	0.0		U0/0	
UH (100°-180°)	0.0	0.0		U0/0	

**BUG Rating: B3-U0-G4**

Type III Short





REPORT NUMBER: P383123

CATALOG NUMBER: GAN-SA4C-735-U-T3

**CANDELA DISTRIBUTION (FULL):**

	0°	5°	15°	25°	35°	45°	55°	56°	65°	75°	85°
0°	3475.6	3475.6	3475.6	3475.6	3475.6	3475.6	3475.6	3475.6	3475.6	3475.6	3475.6
2.5°	3497.6	3501.3	3498.5	3505.9	3497.6	3503.1	3498.5	3498.5	3495.8	3487.5	3478.4
5°	3552.5	3559.9	3555.3	3562.6	3552.5	3554.4	3546.1	3546.1	3537.9	3520.5	3502.2
7.5°	3638.6	3646.9	3643.3	3650.5	3636.9	3636.9	3625.9	3624.9	3608.4	3580.0	3559.0
10°	3741.3	3752.3	3748.5	3759.5	3748.5	3752.3	3741.3	3741.3	3719.3	3679.0	3652.4
12.5°	3890.5	3904.3	3894.1	3893.3	3888.7	3896.0	3886.9	3885.0	3864.9	3809.9	3773.3
15°	4090.1	4104.9	4083.8	4081.9	4056.3	4053.5	4053.5	4050.8	4038.0	3972.0	3911.6
17.5°	4320.1	4324.6	4306.4	4277.0	4244.0	4223.0	4220.2	4227.5	4227.5	4150.6	4054.5
20°	4545.4	4553.6	4539.0	4506.0	4463.9	4432.7	4410.7	4425.4	4424.5	4332.9	4196.4
22.5°	4790.8	4810.0	4788.1	4746.0	4696.5	4661.7	4623.2	4636.0	4637.0	4524.2	4335.6
25°	5108.6	5091.2	5077.5	5018.0	4947.4	4911.7	4876.0	4888.8	4885.1	4730.4	4479.4
27.5°	5389.7	5393.5	5375.1	5312.0	5230.5	5151.6	5149.8	5158.1	5144.3	4944.7	4615.0
30°	5716.7	5718.6	5692.9	5636.1	5547.3	5445.6	5421.8	5435.6	5406.2	5148.0	4757.9
32.5°	6041.8	6051.1	6022.6	5953.9	5882.5	5758.8	5711.2	5720.4	5647.1	5355.8	4905.3
35°	6326.7	6339.5	6330.3	6284.6	6206.7	6100.4	6043.7	6038.2	5947.6	5610.5	5100.3
37.5°	6617.0	6628.9	6618.8	6580.4	6549.2	6436.6	6406.3	6406.3	6248.8	5870.6	5348.6
40°	6915.5	6933.9	6922.0	6868.9	6842.3	6791.0	6718.7	6701.3	6530.9	6182.9	5753.3
42.5°	7193.0	7216.9	7264.5	7233.4	7179.3	7186.7	7041.0	7031.9	6907.3	6644.4	6261.7
45°	7586.9	7621.7	7702.3	7678.5	7667.5	7627.2	7454.1	7445.9	7398.3	7265.4	6892.7
47.5°	8016.4	8064.0	8209.6	8214.2	8332.4	8256.4	8021.0	7992.6	8003.6	8009.1	7662.9
50°	8412.1	8464.2	8703.4	8816.0	9094.4	9110.9	8734.5	8708.8	8751.9	8878.2	8560.5
52.5°	8728.0	8794.0	9092.6	9440.6	9917.7	10053.3	9612.7	9593.5	9625.6	9843.6	9575.2
55°	8959.7	9031.2	9356.3	9990.1	10752.1	10991.1	10623.8	10605.5	10625.7	10903.2	10678.8
57.5°	9013.7	9031.2	9502.8	10360.1	11456.4	12030.6	11861.1	11824.5	11725.6	11967.4	11896.9
60°	8760.1	8829.7	9382.0	10490.2	12001.3	13055.5	13154.3	13108.6	12831.0	13028.9	12972.1
62.5°	8245.4	8370.0	8930.5	10292.3	12214.6	13892.5	14422.8	14367.8	13889.7	14018.0	13745.1
65°	7404.6	7457.8	8046.6	9610.0	11943.6	14428.3	15553.9	15526.4	14924.7	14724.1	13887.9
67.5°	5900.8	6000.7	6500.7	8184.0	10834.5	14365.1	16428.5	16425.7	15600.5	14986.0	13381.5
69°	4661.7	4765.1	5241.4	6741.5	9587.1	13787.2	16575.0	16607.1	15791.0	14826.7	12658.0
70°	3716.5	3836.5	4163.5	5678.2	8479.9	13025.2	16453.2	16510.9	15754.4	14563.8	11990.3
72.5°	1581.7	1678.7	1911.3	2927.0	5168.1	9726.3	15043.7	15261.7	14905.4	13329.2	9909.5
75°	690.6	720.7	826.1	1193.3	2294.2	5293.6	11785.1	12188.1	12745.0	11266.8	7381.8
77.5°	505.6	518.4	576.1	700.6	1029.5	1999.3	7578.6	7813.1	9191.5	8198.6	4528.0
80°	391.1	400.2	445.1	514.7	672.2	808.7	3456.4	3657.9	5168.1	4211.1	1885.7
82.5°	311.4	317.8	349.0	379.1	464.4	490.0	1147.6	1273.1	1907.7	1163.1	499.1
85°	289.4	296.7	307.7	276.6	297.6	287.6	496.4	519.2	576.1	457.0	208.9
87.5°	131.0	154.8	305.0	215.2	158.5	126.4	203.4	212.5	239.0	240.0	92.5
90°	0.0	0.0	0.0	0.0	0.0	0.0	0.0	0.0	0.0	0.0	0.0



REPORT NUMBER: P383123  
 CATALOG NUMBER: GAN-SA4C-735-U-T3

**CANDELA DISTRIBUTION (continued):**

	90°	95°	105°	115°	125°	135°	145°	155°	165°	175°	180°
0°	3475.6	3475.6	3475.6	3475.6	3475.6	3475.6	3475.6	3475.6	3475.6	3475.6	3475.6
2.5°	3483.9	3481.1	3485.8	3474.8	3488.5	3487.5	3483.0	3484.8	3494.0	3493.0	3494.0
5°	3504.9	3503.1	3508.6	3500.4	3516.9	3522.4	3523.3	3531.5	3541.6	3544.4	3544.4
7.5°	3558.0	3558.0	3560.8	3549.8	3560.8	3559.9	3555.3	3563.5	3573.6	3574.5	3573.6
10°	3649.6	3650.5	3646.0	3617.6	3608.4	3583.8	3560.8	3561.8	3574.5	3584.6	3587.4
12.5°	3765.0	3761.4	3741.3	3689.0	3650.5	3600.2	3576.4	3575.5	3588.3	3596.5	3599.3
15°	3896.9	3886.9	3834.6	3749.5	3681.8	3632.3	3593.8	3584.6	3577.3	3568.1	3569.0
17.5°	4021.5	3998.6	3911.6	3793.4	3722.0	3656.0	3581.9	3522.4	3481.1	3457.3	3450.0
20°	4147.9	4103.0	3977.5	3834.6	3744.0	3624.0	3481.1	3360.3	3285.1	3250.4	3243.9
22.5°	4263.3	4190.9	4038.9	3877.7	3726.6	3515.9	3291.5	3115.7	3011.3	2964.6	2968.3
25°	4375.9	4275.2	4103.0	3907.9	3638.6	3325.4	3027.8	2811.7	2690.8	2638.5	2636.7
27.5°	4474.9	4360.4	4172.6	3883.2	3474.8	3054.4	2715.5	2504.8	2404.1	2359.2	2351.9
30°	4588.4	4467.5	4265.1	3788.9	3234.8	2741.2	2410.5	2262.2	2190.7	2145.8	2137.6
32.5°	4726.7	4613.1	4341.1	3617.6	2927.9	2414.2	2172.4	2068.9	2003.9	1953.5	1944.3
35°	4928.2	4805.5	4360.4	3372.1	2590.9	2155.9	1997.4	1891.2	1803.3	1738.3	1731.8
37.5°	5181.0	5046.3	4316.4	3054.4	2263.9	1988.3	1851.8	1720.8	1606.4	1514.8	1500.2
40°	5545.5	5342.1	4194.6	2688.0	2023.1	1859.2	1709.9	1560.6	1418.7	1311.5	1290.5
42.5°	5983.2	5689.2	4007.8	2323.5	1846.3	1728.2	1568.8	1383.8	1248.3	1172.3	1161.3
45°	6540.1	6050.1	3748.5	2004.8	1672.3	1597.2	1416.8	1246.5	1162.2	1106.3	1097.2
47.5°	7175.7	6454.9	3476.5	1745.6	1524.9	1474.5	1295.0	1185.1	1118.2	1074.3	1066.1
50°	7956.9	6911.9	3188.0	1533.1	1376.5	1327.1	1237.3	1151.2	1098.1	1064.2	1056.0
52.5°	8838.0	7427.5	2980.2	1365.6	1253.8	1218.1	1207.1	1132.9	1089.8	1064.2	1056.0
55°	9786.7	7952.3	2755.8	1224.5	1147.6	1157.6	1187.0	1134.7	1105.5	1074.3	1062.4
57.5°	10736.5	8494.5	2505.8	1105.5	1063.3	1112.7	1173.2	1138.4	1113.7	1083.5	1072.5
60°	11487.5	8838.0	2118.3	1005.6	996.5	1063.3	1140.2	1111.0	1078.8	1079.8	1078.0
62.5°	11838.3	8819.6	1690.7	916.7	929.6	996.5	1087.1	1067.8	1041.3	1077.1	1079.8
65°	11641.4	8380.0	1316.1	836.2	858.1	926.8	1032.2	1046.8	1056.0	1124.7	1133.8
67.5°	10815.3	7524.6	1019.3	765.6	793.1	879.2	1037.7	1140.2	1152.1	1224.5	1223.6
69°	9960.8	6722.3	885.6	729.0	761.1	891.1	1109.1	1199.7	1154.8	1231.8	1220.8
70°	9244.6	6087.7	814.2	704.2	746.4	912.2	1156.7	1198.8	1141.1	1207.1	1188.7
72.5°	7119.8	4379.6	690.6	658.5	697.0	872.8	1170.5	1172.3	1109.1	1122.0	1090.7
75°	4883.3	2767.7	602.6	596.2	621.9	786.7	1126.5	1120.1	1025.7	1007.5	981.8
77.5°	2692.6	1405.8	512.0	536.7	554.1	697.0	1024.0	1014.7	937.0	898.5	889.3
80°	1038.6	615.5	432.2	477.1	488.1	603.5	897.5	889.3	824.2	774.8	761.1
82.5°	392.0	322.4	357.2	413.0	409.4	498.2	760.1	755.6	692.4	620.0	598.1
85°	181.4	193.2	283.0	340.7	314.1	369.1	608.1	616.4	539.5	453.4	453.4
87.5°	76.9	108.1	200.6	257.4	211.6	249.1	446.0	425.9	391.1	271.1	254.6
90°	0.0	0.0	0.0	0.0	0.0	0.0	0.0	0.0	0.0	0.0	0.0

(END OF REPORT)